

Athlete Account Creation on COYESS Tournament Website

This site is new. If you encounter any issues or have any questions when using this site please contact Jason Nester at 303 883 7490.

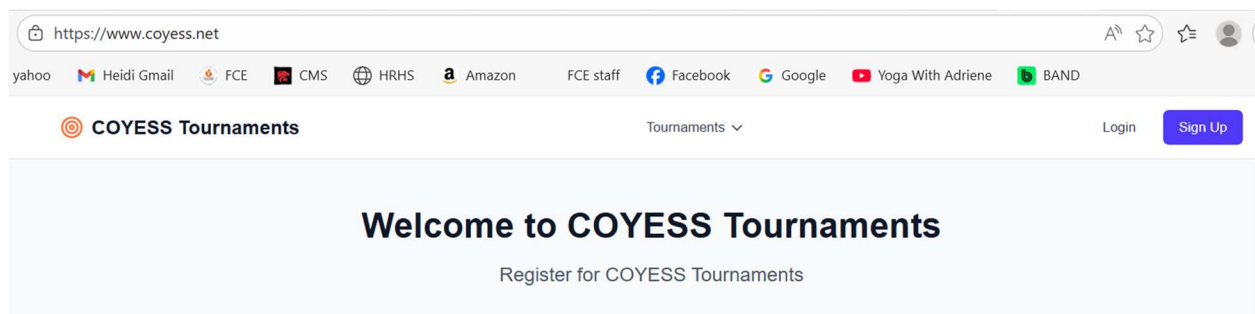
The website can take a 10 – 20 seconds to update from time to time. Once you complete an action on the website, please give it a few seconds and wait for the update to occur. Otherwise you may make changes that catch up all at once.

Please follow the instructions below on how to create your athlete account on the COYESS Tournament website. This setup will cover creating your athlete account, searching available teams, and requesting to be added to a team. If you plan to compete only as an individual, then you do not need to complete the team request part of the instructions below.

Even if you are assigned to a team you can always register for any tournament as an individual and compete individually.

Go to the COYESS website ([Colorado Youth Education in Shooting Sports](https://www.coyess.net)) and select the “Events” link. Then select the Register for Tournaments link.

Or go directly to the Tournament website ([COYESS Tournaments](https://www.coyess.net/tournaments)).



To create a new athlete account, select the “Sign Up” button in the top right corner.

Choose Your Account Type

Select how you want to sign up

Sign up as Athlete

Sign up as Coach

Already have an account? [Sign in](#)

Select the “Sign up as Athlete” button.

Enter key information including a secure password for your login. Once you have filled in all the details, select the “Create Athlete Account” button at the bottom.

Athlete Sign Up

Create your athlete account

First Name *

Last Name *

Billy

Jean

Email *

BillyJean@example.com

Password *

.....

Athlete Information

Gender *

Birth Date *

Female

03/31/2008

Current Grade *

12th Grade

Is this your first year competing? *

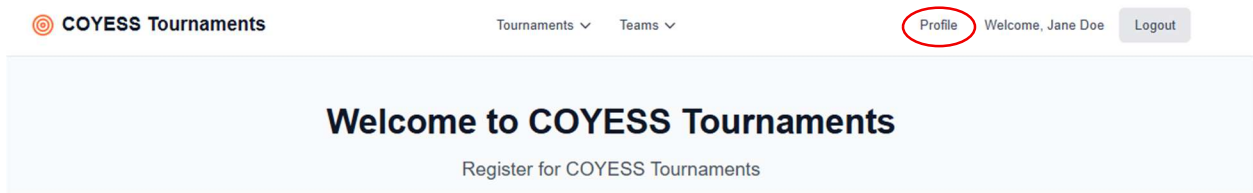
☐ Yes

☒ No

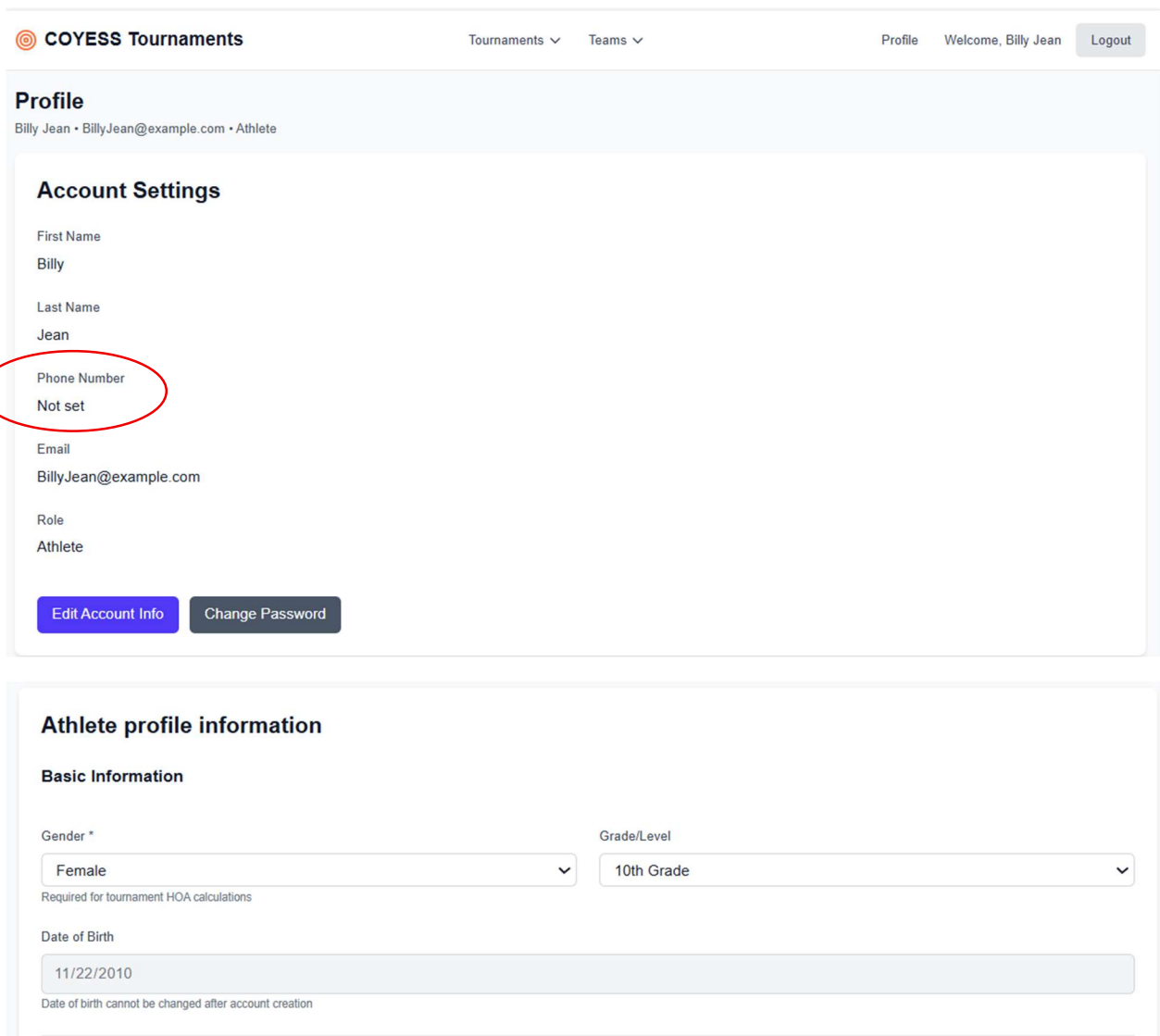
Your Division: Varsity

Create Athlete Account

At the top of the page select the “Profile” link.



Update any profile details that are still missing. It is important to enter your phone number so we can contact you during a tournament.



If you know your classifications and membership numbers for the national shooting organizations you can enter them. Make sure to save your profile so we record your changes.

Shooting Classifications

NCSA Classification	NCSA Membership Number
<div>B</div>	<div>123424</div>
ATA Classification	ATA Membership Number
<div>A</div>	<div>345346</div>
NSSA Classification	NSSA Membership Number
<div>C</div>	<div>234524</div>

Current Division

Varsity

Auto-calculated based on grade

Save Profile

* Required fields must be completed

At this point you have registered as an individual athlete. You can proceed to registering for an upcoming tournament. See separate instructions for registering for tournaments.

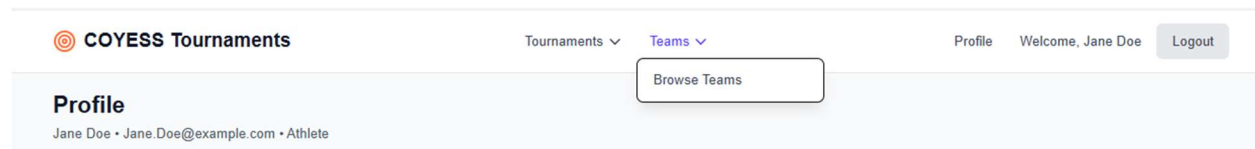
Find a Team, Request to Join

This section will instruct an athlete on how to request to join a team. You can use this section to review the available teams, determine the head coach and possible assistant coaches of each team, and see some of the athletes that are part of each team in our system.

You will be able to request to join a team if you wish. We recommend that you do not request to join a team until you have contacted the head coach and he verbally agrees you can join the team.

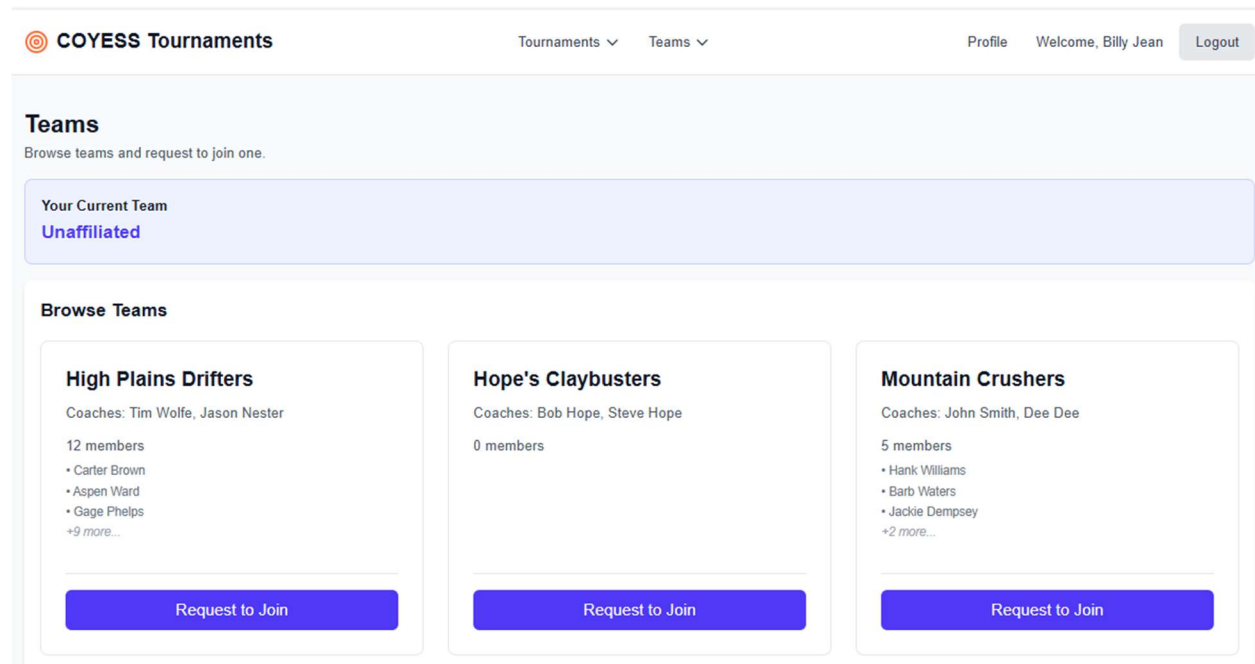
Alternatively, you do not need to request to join the team. Once you are entered into the system you can let your coaches assign you to your team. We recommend if you follow this approach to message your coach separately so he knows you are in the system and should he can assign you to the team.

Go back to the top of the page and hover over the “Teams” menu to see the drop downs. You should see “Browse Teams” as a drop down under the Teams menu. Click on Browse Teams.



If your coach has created your team, it should be listed below. You can verify it is your team by the team name, the coaches listed, or even your teammates who have already joined. If you do not see your team name, then stop and contact your coach separately. Once he confirms the team is created you can continue below to request to join.

Select the “Request to Join” button.



You will be prompted to send a request to join the team. You can enter a note but it is optional.

Request to Join Hope's Claybusters

Message to Coach (Optional)

Introduce yourself or explain why you'd like to join...

This message will be sent to the team's coach along with your join request.

CancelSend Request

The Teams page should update and you should see a request to join a team above the list of teams. You should let your coach know you requested to join. They can then log into the system and approve your request.

COYESS Tournaments

Tournaments Teams

ProfileWelcome, Billy JeanLogout

Teams

Browse teams and request to join one.

Your Current Team

Unaffiliated


Pending Athlete Join Requests

Hope's Claybusters

Coaches: Bob Hope, Steve Hope

pending

Once you are approved by the coach you will see it is approved in the system.

 **COYESS Tournaments**

Tournaments ▾ Teams ▾

Profile Welcome, Billy Jean Logout

Teams

Browse teams and request to join one.

Your Current Team
Hope's Claybusters

Browse Teams

High Plains Drifters

Coaches: Tim Wolfe, Jason Nester

12 members

- Carter Brown
- Aspen Ward
- Gage Phelps

+9 more...

Hope's Claybusters

Coaches: Bob Hope, Steve Hope

1 member

- Billy Jean

✓ **Your Team**

Mountain Crushers

Coaches: John Smith, Dee Dee

5 members

- Hank Williams
- Barb Waters
- Jackie Dempsey

+2 more...